



FRONT ELEVATION

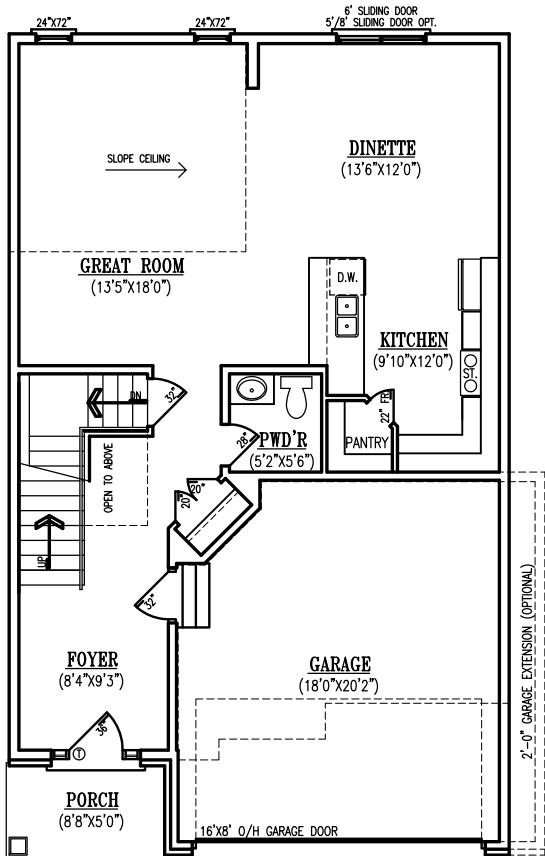


FRONT ELEVATION- UPGRADED BRICK OPT.

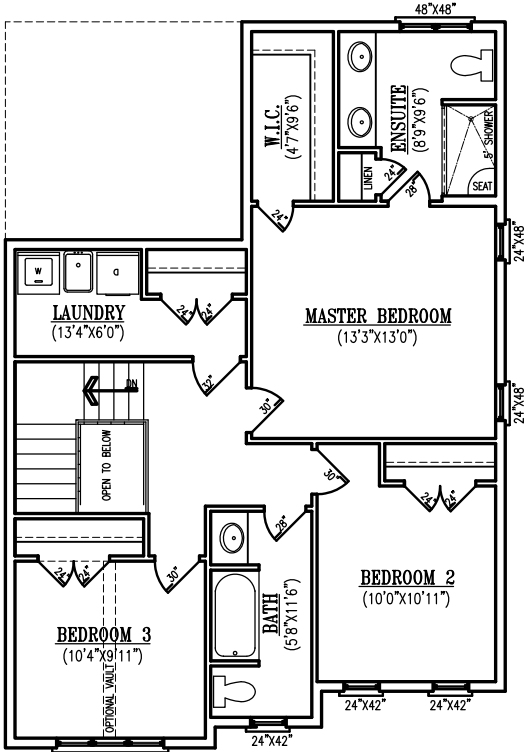
OVERALL SIZE - 28'-0" X 46'-0"

The COLE

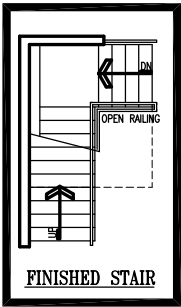
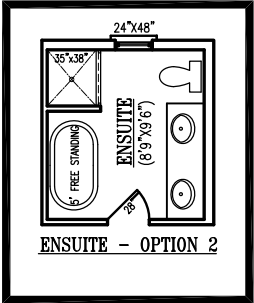
TOTAL SQ.FT. = 1786 SQ.FT. (165.92 SQ.M.)



MAIN FLOOR PLAN
 867 SQ. FT. (1786 SQ. FT. TOTAL)
 80.54 SQ.M. (165.92 SQ.M. TOTAL)



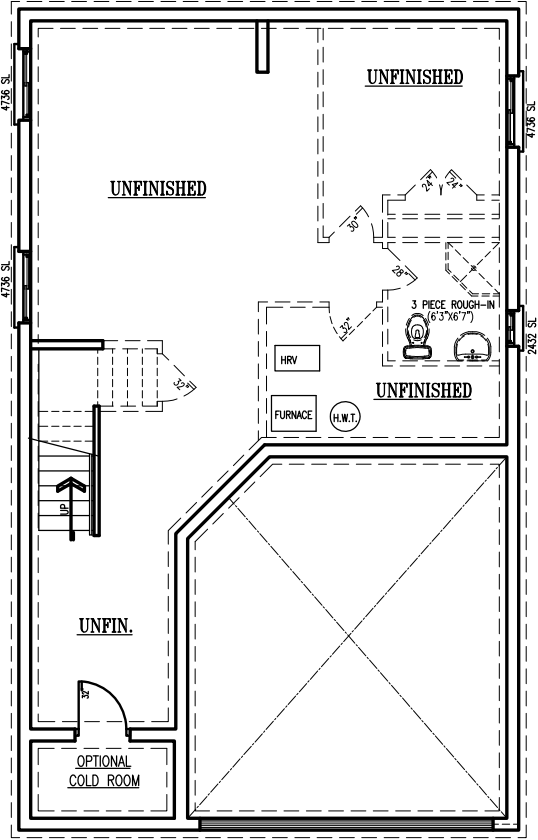
UPPER FLOOR PLAN
 919 SQ. FT. (PLUS 18 SQ. FT. OPEN)
 85.37 SQ.M. (PLUS 1.67 SQ.M. OPEN)



OVERALL SIZE - 28'-0" X 46'-0"

The COLE

TOTAL SQ.FT. = 1786 SQ.FT. (165.92 SQ.M.)



FOUNDATION PLAN

OVERALL SIZE - 28'-0" X 46'-0"

The COLE

TOTAL SQ.FT. = 1786 SQ.FT. (165.92 SQ.M.)